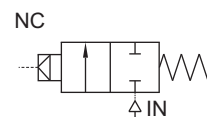


40 NB REMOTE PILOT DOUBLE DIAPHRAGM DRESSER NUT PORT PULSE JET VALVE

TYPE	PRESSURE

TYPE	PRESSURE

TYPE	PRESSURE
26106D	0.5 - 8.5 bar



FEATURES

- Pulse jet valve with double Diaphragm for remote operation with fast ON and OFF response
- Select valve type 20159 to operate the valve. Refer page 369 to 372
- Direct pipe mounted
- Easily removable

WETTED PARTS

Code	※	B5
Body and Internals	Aluminium Die Cast	SS 316 Cast
Diaphragm	Hytrel, Viton	
Fasteners	SS 304	
Seat, Seals	NBR, Viton	

SPECIFICATION

FLOW FACTOR

RESPONSE TIME DEPENDS ON PILOT VALVE ORIFICE AND PIPE LENGTH BETWEEN PILOT AND VALVE

AMBIENT TEMPERATURE

-5 °C to 85 °C

FLUID TEMPERATURE

-5 °C to 85 °C

PORT CONNECTION

INLET	OUTLET	PILOT
2	1	3

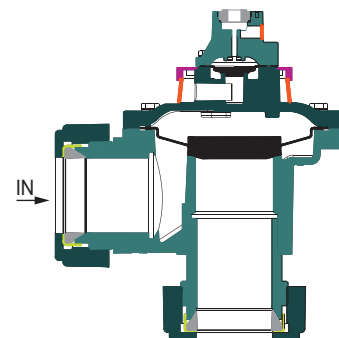
Contact Rotex for
• Any other ambient, fluid temperature, media and application



Use 2/2 NC PILOT Type 20159, 3.5mm orifice for operating this valve.

CONTACT ROTEX BEFORE SELECTING THIS ITEM

SM



SPARES

(Refer page 25 for ordering code)

SPARE KIT	CODE
Diaphragm Kit : Diaphragm Kit	100
Seal Kit : Oring Set, Diaphragm Kit	98
Repair Kit : Oring Set, Diaphragm Kit, Fastener	99



40 NB REMOTE PILOT DOUBLE DIAPHRAGM DRESSER NUT PORT PULSE JET VALVE

SPECIFICATION

SIZE	DRESSER NUT	PORT CONNECTION		PRE-SSURE bar		ORIFICE (mm)	FLOW FACTOR kv (LPM OF WATER @ 1 bar ΔP)	VALVE TYPE	PILOT PRESSURE	BODY MATERIAL AND INTERNALS					SEALS					MANUAL OVERRIDE		SOLENOID ENCLOSURE		SUFFIX		POWER VA		CONSTRUCTION REFERENCE NUMBER			
		MINIMUM	MAXIMUM	MINIMUM	MAXIMUM					ALUMINIUM	ALUMINIUM + SS	BRASS	SS 316/ CF8	NBR	Viton	EPDM	HYTREL	PTFE	NIL	STAYPUT CUM MOMENTARY	MOMENTARY	FLYING LEAD	PLUG IN, IP67	SQ. PLUG IN, IP67	TERMINAL BOX IP67	FPJUB Ex d IIC, T4 OR T6, IP67	LARGE ENCLOSURE		SOLENOID SIZE	OXYGEN	AMONIA
REMOTE PILOT																															
11/2"	12D	0.5	8.5	52	1100	26106D			*								*														P23

* = Do not specify when opted for. Refer Page # 22 for Value of *
 ✓ = Options available

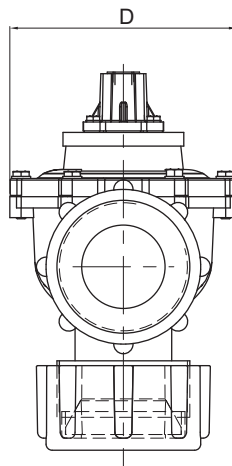
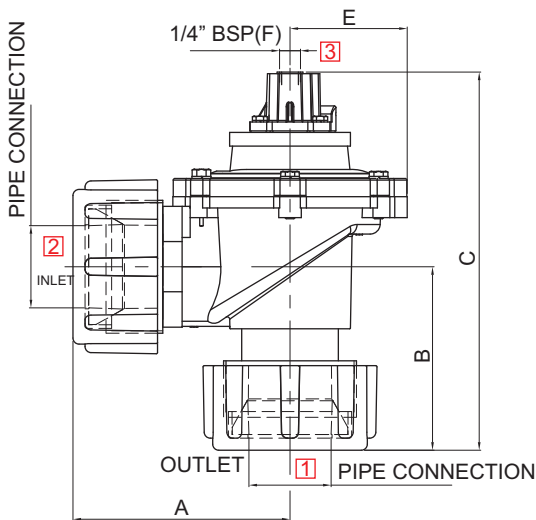
ORDERING CODE, EXAMPLE VALVE

TYPE - ORIFICE - PORT CONNECTION - BODY AND INTERNALS - SEAL

e.g. 26106-52-12D

DIMENSIONS All Dimensions are in mm

CONSTRUCTION REFERENCE P23



VALVE TYPE	NW	PIPE CONN.	A	B	C	D	E
26106D	52	1-1/2"	117	95	215	141	73

