

OIL INJECTED ELECTRIC SCREW COMPRESSOR

Redefining Reliability and Efficiency



Steel



Oil & Gas



Textile



Food & Beverages



Pharmaceutical



Automobile

A Future Filled with *limitless* Potential!

Kirloskar Pneumatic Company Limited (KPCL), founded in 1958, is one of the core companies of the Kirloskar Group of companies. A pioneer in compressed air and gas solutions that includes Air Compressors, Air Conditioning and Refrigeration Systems, Process Gas Systems, Vapour Absorption Systems and Industrial Gear Boxes, Kirloskar Pneumatic has grown over the last 60-years, driven by a rich legacy in manufacturing and industrial innovation.



With a strong global presence, Kirloskar Pneumatic's state-of-the-art facility in Pune undertakes research & development, manufacturing, assembly, testing, meteorology and other business processes. Focusing on continually evolving and developing our offerings, Kirloskar Pneumatic has led the way in developing sophisticated, hi-tech, future-ready products and solutions for further strengthening our long-standing relationships with our customers and make them limitless.

Relentless innovation and smart future-ready, dependable solutions

In-House Technology and Infrastructure

Kirloskar Pneumatic has state-of-the-art manufacturing facilities to consistently manufacture customer-centric solutions and deliver orders promptly and reliably. Airends which are the heart of a screw compressor with asymmetric, helicoidal screw profile are manufactured in-house using

state-of-the-art rotor cutting machine and our own casting facility.

Our manufacturing facilities are ISO certified and equipment such as CNC and VMC machines, grinding machines, paint shop etc helps maintain

high precision and tolerances, towards meeting the highest quality standard product under supervision of an expert team. All this ensures that world-class products can be tested and manufactured remotely by our customers.



Applications:



Steel

Used in the steel plant for blasting air in the blast furnace, for production of oxygen and nitrogen in an air separation plant, and operation of pneumatic devices.



Food & Beverages

The primary choice for the Cold Chain Food industry, Breweries, Beverages, Dairy and Meat processing



Oil & Gas

Used in a wide variety of ways, from powering pneumatic tools, to pipeline transformation to helping with petroleum refining, petrochemical synthesis and gas injection.



Automobile

Powering pneumatic tools and machines that lift, transport, position and fasten vehicle components, in addition to removal of dust and inflating tyres.



Textile

Compressed air application to the textile industry including power looms, spinning machines, ginning mills and other industrial equipment used to process denim, polyester yarns and other fabrics.



Pharmaceuticals and Chemicals

Helping drug makers manufacture life-saving drugs, as well as in the manufacture of fertilizers.

Electric Screw Compressor: A Lifeline to Efficiency!

From fixed speed compressors to variable frequency drive technology, Kirloskar Pneumatic provides a comprehensive range of oil injected screw air compressors. These compressors offer superior durability, great dependability, and excellent performance at a lower total cost of ownership. The KES Series and KESe Series are the two types of compressors we provide.

KES Series-Energy Efficient



Range : 7 kW to 90 kW
FAD : 32 to 626 CFM (0.9 m³/min to 17.7 m³/min)

Features and Benefit:

- » Reliable & efficient compressor
- » Keeping your production up and running
- » Competitive initial investment cost
- » Designed for Indian conditions of high temperature at 50°C & dusty environment



To exceed your expectations and be Limitless, KES and KESe will provide you with a compressed air solution adapted to your particular demands for all industrial applications.

They give explicit value propositions to reach your ultimate goals.

These compressors are built to keep your production run efficiently and smoothly even in the harshest Indian conditions.

KSEe Series- Leading Edge Technology



Range : 30 kW to 160 kW
FAD : 147 to 1047 CFM (4 m³/min to 29.6 m³/min)

Features and Benefit:


- » Exceptional Performance-Highest air flow delivery & lowest power consumption
- » Indigenously developed Airend for optimise performance
- » Lowest life cycle cost
- » Advance monitoring & SMART Controller
- » Strategic placement of components to ease of serviceability



Driven by Efficiency and Reliability

Airend

- » The compact design of air end, along with its high-efficiency and reliable arrangement for transmission of power, makes the compressor energy-efficient and the machine's overall performance reliable.
- » Equipped with the best rotor lobe combination to get good volumetric efficiency resulting in high flow rate.
- » Forged rotors which lead to higher durability and strength.



Air Intake System

- » Guided suction filter helps to lower pressure drop as well as noise
- » Cleaner air ensured all the time with the two-stage filtration with efficiency of 99.95%



Canopy & Base Frame

- » Acoustically designed modular metallic canopy to limit noise level of the package. The noise measurement is as per Pneuop / Cagi ISO2151 & ISO3744 standard.
- » Easy accessibility to internal components as a result of proper doors.
- » Can be opened when compressor is in operation.




Electric Motor


- » Provide Indian manufactured motors
- » Efficiency class as per IE2 (can provide IE3 motors as an option)
- » Suitable for site conditions as per IP55, class F insulation



Air Oil Separation System



- » Compressed air and lube oil separated in multi-stage air-oil separator tank
- » Efficient air-oil separator element limits the oil carried over to the desired level
- » Minimum pressure drop, across the separator




After Cooler

- » Air is cooled in aluminium bar finned type after-cooler
- » Differential pressure monitoring across the cooler enables continuous checking of cooler performance and detection of choking
- » Auto drain trap provided in moisture separator removes water from the system



Control Panel



Compressor is provided with 'Starter cum Control Panel', which is micro-processor based and inbuilt in the compressor

Display Screen- LCD graphic display

IP protection - IP 65 from front and IP from rear

Can be easily communicated with DCS, SCADA through RS 232/RS 422/ RS 485/Ethernet/IOT

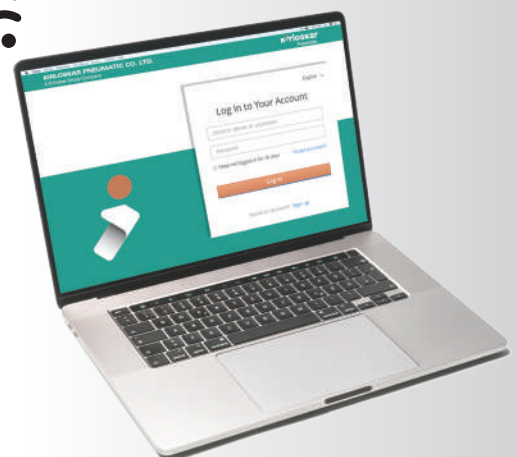
Real time will be displayed on the controller for any alarm to be retained up to two weeks

Panels have protection against reverse polarity

Starters are Type 2 co-ordination - under short circuit conditions, the contactor or starter shall prevent damage to the installation or person

Remote monitoring and control

- » Remote compressor monitoring through the Internet of Things (IoT)
- » Real-time data monitoring and data logging of operating parameters ,digital inputs and outputs.
- » SMS and e-mail notifications of alarms & trips of operating parameters and digital inputs and outputs.
- » SMS and e-mail alerts for scheduled maintenance



Save Energy with in-built Variable Frequency Drives (VFD)

- » VFD helps in matching the compressor output with the plant load by varying the motor speed.
- » The power consumption reduces in line with the plant load, which helps in reducing the electricity bill.
- » VFD helps in maintaining low starting motor currents. Thus, at the time of starting, there is a reduction of thermal & mechanical stresses on the motors & belts.
- » Suitable for compressed air system with fluctuating demand.

Benefits

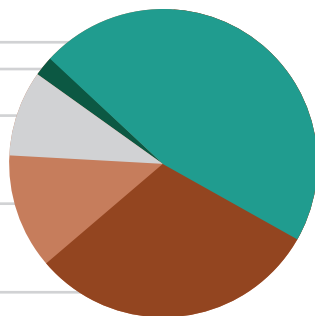
Saves up to 35% energy through:

- » Minimized idle time
- » Reduction of working pressure
- » Quick reaction on demand changes
- » Smooth operation
- » Less wear and tear of the compressor
- » Longer lifetime
- » No starting current peaks



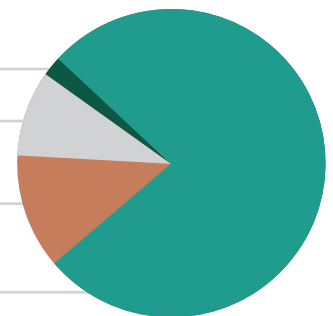
Compressor with VFD

- » Energy Consumption 42%
- » Installation 2%
- » Maintenance 9%
- » Equipment Cost 12%
- » Saving 35%



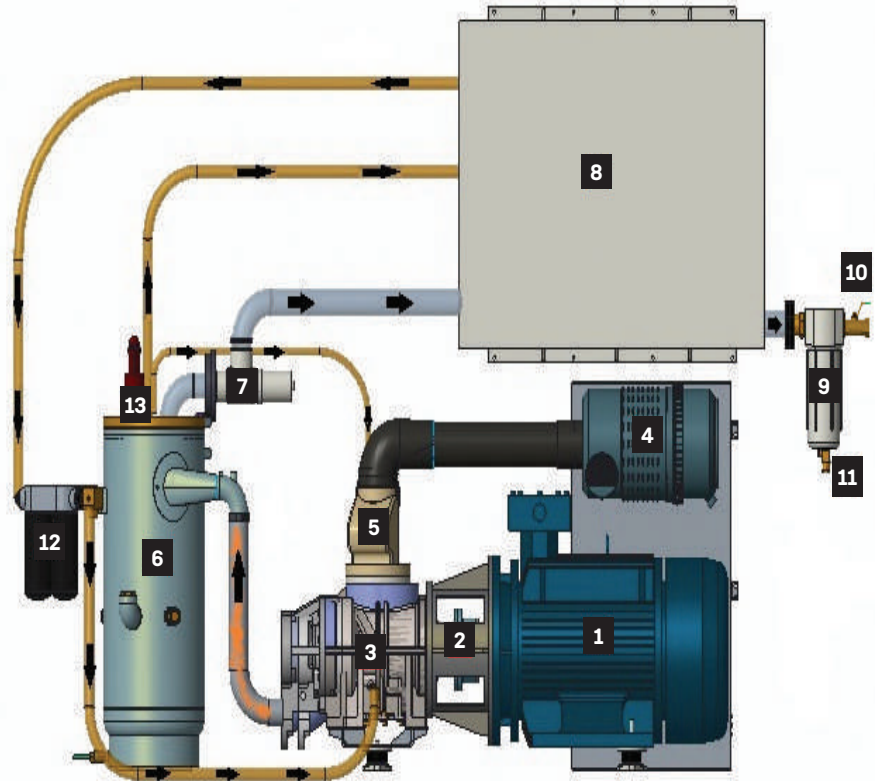
Compressor without VFD

- » Installation 2%
- » Maintenance 9%
- » Equipment Cost 12%
- » Energy Consumption 77%



Air / Oil Flow Diagram

1. Electric motor
2. Drive coupling
3. Air-end
4. Intake air filter
5. Intake air control valve
6. Air-oil separator
7. Minimum pressure valve
8. Combi-cooler with motor
9. Moisture separator
10. Outlet valve
11. Autodrain
12. Oil filter
13. PSV



Built in Accessories

Moisture Separator with Auto Drain Trap

To separates condensed moisture from cooled compressed air.

Safety Relief Valve

To protect against built-up of high pressure in air / oil separator

Blow Down Valve

This facilitates very low power consumption in unloaded condition

Additional Safeties

Minimum pressure valve, oil level indicator etc.

Accessories

Kirloskar Refrigerated Dryer

Capacity: 40 cfm-1000 cfm
Working pressure: 7-16 kg/cm²
Dew Point: +3°C - +7°C PDP


Salient Features:

- » Maintenance free and user-friendly
- » Compact design & lesser footprint
- » Eco-friendly refrigerant for all models
- » Low-pressure drop
- » Dual stage effective moisture separation
- » Built with necessary system protectors



Note: Dryers of higher capacity also available

Typical Compressed Air System



Particulate Filters

Capacity:
60-1300 cfm

Working Pressure:
7-16 kg/cm²

Filtration Range:
3-0.005 microns



Receivers

Capacity:
0.5m³ - 5m³

Working pressure:
7-10.5 kg/cm²



Note: Air Receiver and filters of higher capacity are available on request

After Sales and Support Services

As good and efficient are our products, equally excellent are our spare parts along with our maintenance services that we offer through our offices and dealer network. Our dealer network and team of technicians are well equipped to handle all after-sales and support requirements for our products across India. We recommend using original spare parts for the compressors. The spares are generally supplied in pre-packaged kits for all items of a particular type of model and maintenance operation.

Make the correct choice!

- » Genuine Spares and Service
- » Complies with OEM standards
- » Ensures high performance of compressor
- » Minimal service requirements
- » Services and spares delivered with the lowest lead time
- » In-house customer training facility
- » Comprehensive field assistance
- » Dedicated customer care center for quick response

Technical Specifications

KESb 7 - KESb 11



Model	Maximum Pressure	Free Air Delivery		Maximum Working Pressure		Electric Motor	
		cfm	m3/min	Kg/cm2 g	psi g	kW	hp
KESb 7	7.5	44	1.2	7.0	102	7.5	10
	10	32	0.9	9.5	138	7.5	10
	13	22	0.6	12.5	181	7.5	10
KESb 11	7.5	62	1.7	7.0	102	11	15
	10	50	1.4	9.5	138	11	15
	13	40	1.1	12.5	181	11	15

- » Overall Dimensions : Floor Mounted : L=780mm, W= 880mm, H=935 mm
- » Tank Mounted : L=1874mm, W=880mm, H= 1452mm
- » Unit performance measured according to ISO 1217 Ed 3 Annexure-C, 1996 at nominal working pressure of 7, 9.5 and 12.5 kg/cm²
- » All models given above are air cooled
- » Models are available in versions:
 - Base mounted
 - Tank Mounted- 270L & 500L Tank Capacity
 - Tank Mounted with Dryer- 270L & 500L Tank Capacity

KESb 15- KESb 22



Model	Pressure	Free Air Delivery		Maximum Working Pressure		Electric Motor		
		cfm	m3/min	Kg/cm2 g	psi g	kW	hp	
KESb 15	7.5	90	2.55	7.0	102	15	20	
	8.5	81	2.29	8.0	116	15	20	
	10	71	2.01	9.5	138	15	20	
	13	51	1.44	12.5	181	15	20	
KESb 18	7.5	108	3.06	7.0	102	18	25	
	8.5	97	2.75	8.0	116	18	25	
	10	86	2.44	9.5	138	18	25	
KESb 22	13	64	1.81	12.5	181	18	25	
	7.5	126	3.57	7.0	102	22	30	
	8.5	112	3.17	8.0	116	22	30	
	10	102	2.89	9.5	138	22	30	
		13	81	2.29	12.5	181	22	30

- » Overall dimensions: Floor Mounted: L= 950 mm, W= 900 mm , H= 1210mm,
Tank Mounted: L= 1970 mm, W= 950 mm , H= 1877 mm
- » Unit performance measured according to ISO 1217 Ed 3 Annexure-C, 1996 at nominal working pressure of 7, 8, 9.5 and 12.5 kg/cm²(g)
- » All models given above are air cooled

KES 15 - KES 30

Model	Pressure	Free Air Delivery		Maximum Working Pressure		Electric Motor	
		cfm	m3/min	Kg/cm2 g	psi g	kW	hp
KES 15	7.5	96	2.7	7.0	102	15	20
	8.5	87	2.4	8.0	116	15	20
	10	80	2.3	9.5	138	15	20
	13	62	1.7	12.5	181	15	20
KES 18	7.5	117	3.3	7.0	102	18.5	25
	8.5	106	3.0	8.0	116	18.5	25
	10	99	2.8	9.5	138	18.5	25
	13	80	2.3	12.5	181	18.5	25
KES 22	7.5	131	3.7	7.0	102	22	30
	8.5	127	3.6	8.0	116	22	30
	10	119	3.4	9.5	138	22	30
	13	99	2.8	12.5	181	22	30
KES 30	7.5	187	5.3	7.0	102	30	40
	8.5	178	5.0	8.0	116	30	40
	10	154	4.3	9.5	138	30	40
	13	128	3.6	12.5	181	30	40

» Overall dimensions "L - 1250 mm, W - 650 mm, H - 1550 mm



KESe 30 - KESe 55

Model	Pressure	Free Air Delivery		Maximum Working Pressure		Electric Motor	
		cfm	m3/min	Kg/cm2 g	psi g	kW	hp
KESe 30	7.5	202	5.7	7.0	102	30	40
	8.5	183	5.2	8.0	116	30	40
	10	160	4.5	9.5	138	30	40
	13	133	3.8	12.5	181	30	40
KESe 37	7.5	251	7.1	7.0	102	37	50
	8.5	234	6.6	8.0	116	37	50
	10	206	5.8	9.5	138	37	50
	13	177	5.0	12.5	181	37	50
KESe 45	7.5	301	8.5	7.0	102	45	60
	8.5	281	7.9	8.0	116	45	60
	10	262	7.4	9.5	138	45	60
	13	233	6.6	12.5	181	45	60
KESe 55	7.5	365	10.3	7.0	102	55	75
	8.5	349	9.9	8.0	116	55	75
	10	317	8.9	9.5	138	55	75
	13	286	8.1	12.5	181	55	75
KESe 55+	7.5	372	10.5	7.0	102	55	75
	8.5	349	9.9	8.0	116	55	75
	10	319	9.0	9.5	138	55	75
	13	259	7.3	12.5	181	55	75

» Overall dimensions "L - 1900 mm, W - 960 mm, H-1555 mm

» Unit performance measured according to ISO 1217 Ed 3 Annexure-C, 1996 at nominal working pressure of 7, 8, 9.5 and 12.5 kg/cm2(g)

» All models given above are air cooled

» Models available with option for integrated VFD



KES 75 - KESe 90



Model	Pressure	Free Air Delivery		Maximum Working Pressure		Electric Motor	
		cfm	m3/min	Kg/cm2 g	psi g	KW	hp
KES 75	7.5	478	13.5	7.0	102	75	100
	8.5	455	12.9	8.0	116	75	100
	10	417	11.8	9.5	138	75	100
	13	345	9.8	12.5	181	75	100

» Overall dimensions "L - 2133 mm, W - 1180 mm, H-1742 mm

KESe 75	7.5	534	15.1	7.0	102	75	100
	8.5	485	13.7	8.0	116	75	100
	10	435	12.3	9.5	138	75	100
	13	367	10.4	12.5	181	75	100
KESe 90	7.5	633	17.9	7.0	102	90	120
	8.5	604	17.1	8.0	116	90	120
	10	552	15.6	9.5	138	90	120
	13	437	12.3	12.5	181	90	120

» Overall dimensions "L - 2360 mm, W - 1250 mm, H-1718 mm

KESe 110 - KESe 160



Model	Pressure	Free Air Delivery		Maximum Working Pressure		Electric Motor	
		cfm	m3/min	Kg/cm2 g	psi g	kW	hp
KESe 110	7.5	769	21.8	7.0	102	110	150
	8.5	740	20.9	8.0	116	110	150
	10	659	18.6	9.5	138	110	150
	13	551	15.6	12.5	181	110	150
KESe 132	7.5	881	24.9	7.0	102	132	180
	8.5	870	24.6	8.0	116	132	180
	10	768	21.7	9.5	138	132	180
	13	652	18.64	12.5	181	132	180
KESe 160	7.5	1047	29.6	7.0	102	160	215
	8.5	1000	28.3	8.0	116	160	215
	10	925	26.2	9.5	138	160	215
	13	758	21.4	12.5	181	160	215

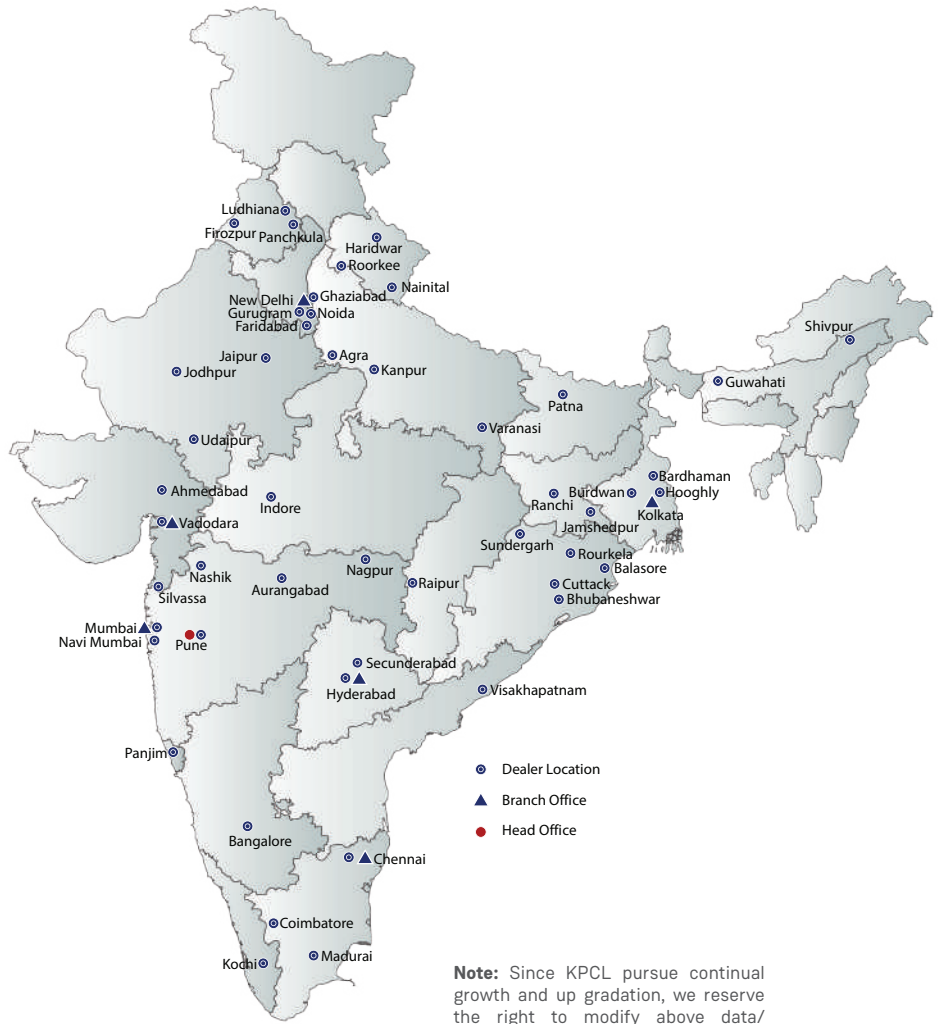
- » Overall dimensions "L - 3087 mm, W - 1460 mm, H-2369 mm
- » Unit performance measured according to ISO 1217 Ed 3 Annexure-C,
- » 1996 at nominal working pressure of 7, 8, 9.5 and 12.5 kg/cm2(g)
- » All models given above are air cooled
- » Models available with option for integrated VFD.

After Market Support

At KPCL, we believe in an extended relationship with our customers far beyond the sale of the product. We support the product and its maintenance throughout its life. Our well spread dealer network all over India supports the maintenance of our products.

Our Air Compressor Division (ACD) provides aftersales service for products in warranty and out of warranty, through the Head Office which is wide spread across our network of branch offices, channel partners, and service franchisees. The spare parts division caters to the need of all spare parts of reciprocating compressors, centrifugal compressors, screw compressors, railway brake compressors and high-pressure compressors.

Training is provided at the client site location after commissioning of our compressor system. As per the agreement with clients, our Customer Training Center conducts seminars and service workshops for the client representatives at our Head Office.



Note: Since KPCL pursue continual growth and up gradation, we reserve the right to modify above data/specifications in accordance with improved design

Kirloskar Pneumatic Company Limited A Kirloskar Group Company

REGD. OFFICE & WORKS : Pune : Hadapsar Industrial Estate, PUNE 411 013. Ph : 020 - 26870133 / 26727000 Fax : 020 - 26870297 / 26870634. Email : acdmktg@kirloskar.com

MUMBAI : 1002, 10th Floor, Vikas Centre, Dr. C.G. Road, Opp. Bombay Presidency Golf Club, Chembur (East), Mumbai 400 074
Tel: 022 - 25219500
Fax: 022 - 25181313
E-mail: sandeep.tiwari@kirloskar.com
netra.ghangurde@kirloskar.com

DELHI : 607, Manjusha Building, 57 Nehru Place, New Delhi 110 019
Tel: 011 - 26289962, 26421346
Fax: 011 - 26429685
E-mail: acdmktg@kirloskar.com

CHENNAI : B-WING, 5th floor, KGN TOWERS, No.62, Ethiraj Salai, Egmore, Chennai 600 008
Tel: 044 - 28193066, 28190436, 28192092, 30910143/0144
Fax: 044 - 28194937
E-mail: kpclichnacd@kirloskar.com

HYDERABAD : 3-5-907, 403-404, Mahavir Lok, Himayatnagar, Hyderabad 500 029
Tel: 040 - 23260743, 23260746,
Fax: 040 - 23260171
E-mail: kpclhyderabad@kirloskar.com

KOLKATA : 15 GaneshChandra Avenue, 9th Floor, Kolkatta 700 013
Tel: 033-22119080, 22119081, 22111905
Fax: 033 - 22365586, 22116948
E-mail: acdmktgkol@kirloskar.com

VADODARA : Chi Chi Tower, A, Killol Children Hospital Lane, Tana Apartment, Ellora Park, Subhanpura, Vadodara 390007
Tel: 0265 - 2284604, 2284605
Fax: 0265 - 2280095
E-mail: kpclbrd@gmail.com

www.kirloskarpneumatic.com

CIN: L29120PN1974PLC110307

