



Expanded Metal

MASTER CATALOGUE



KNOW

ABOUT US

A Tradition of Quality, Service & Excellence


Founded on the unyielding principle of "**Customer First**", Nitin wire Group takes pride in being positioned as a leader in the fencing industry. Specializing in the manufacture, sale and installation of a wide variety of fencing and related products, we are dedicated to exceeding expectations on quality, price, and schedule.

Our vast experience and knowledge of being in the industry for nearly 5 decades, gives us the confidence of delivering exceptional fencing solutions to any of your domestic, commercial and industrial fencing needs.

Built on reliability, workmanship, professionalism, and integrity, we aim to provide a seamless service to ensure the smoothest finish to your valuable assets. Be it serving a customer for the first time or multiple times, we at Nitin Wire Group, strive to maintain excellent service in upholding our dependable reputation.

CUSTOMIZED
FENCE AND
MESH SOLUTIONS





Expanded Metal sheet is fabricated from one continuous piece of metal-pressed into network of diamond shaped meshes resulting in no cranks, joints or welds. It can be customized according to your applications with various apertures, length and metal thickness.



HIGHLY
AESTHETIC



ANTI
CLIMB



HIGH
STRENGTH





MAINTENANCE
FREE

NITIN WIRE GROUP

(O): +91 44 25324615 | 25321159 | (M): + 91 9840305070
(E): sales@nitinwiregroup.com | (W): www.nitinwiregroup.com

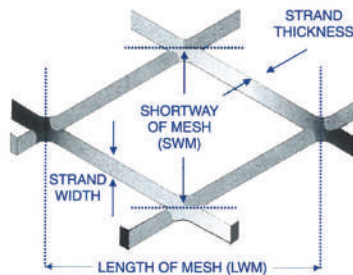
No. 89 & 92 E.V.K. Sampath Road, Vepery, Chennai- 600 007.
Manufacturing Unit: Manamai, ECR, Tamil Nadu.
Warehouse 1: Madhavaram, Chennai.
Warehouse 2: Manamai, ECR, Tamil Nadu.

EXPANDED METAL SHEET



Product Description & Specifications:

- ❖ Due to unique metal processing, our expanded metal sheets add a great strength, aesthetics and durability value to your property. Our expanded sheets are available in galvanized and powder coating variants which enhance the lifetime of the sheet and also ensure a smooth finishing.
- ❖ Our expanded metal adheres to strict quality parameters and match as per IS2721 per Indian Standards.
- ❖ Mesh Size:(MM)
30*75*6*4 Mild Steel (30 = Short Way Mesh of Diamond (SWM),75=Long Way Mesh of Diamond (LWM)
6 = Strand Width, 4 = Thickness of Sheet (Gauge), Mild Steel = Material)
- ❖ Size of Sheet:
1250*2500 (1250 = Width LWM Wise, 2500 = Length SWM Wise, 11kg = Weight per Square Metre)
- ❖ Quantity:
No.of.Pieces - Full size or Cut pieces required.
While ordering always specify size of Mesh,Strand,Gauge,Sheet Size and Quantity of Sheets required.



Expanded Metal Sheet Applications



**Manufacturing
Unit**



Warehouse


NITIN WIRE GROUP

(O): +91 44 25324615 | 25321159 | (M): + 91 9840305070
(E): sales@nitinwiregroup.com | (W): www.nitinwiregroup.com

No. 89 & 92 E.V.K. Sampath Road, Vepery, Chennai-07
Manufacturing Unit: Manamai, ECR, Tamil Nadu.
Warehouse 1: Madhavaram, Chennai.
Warehouse 2: Manamai, ECR, Tamil Nadu.









www.nitinwiregroup.com

   / Nitin Wire Group



Office: No.89 & 92 E.V.K.
Sampath Road, Vepery,
Chennai- 600 007, TN



Manufacturing Unit:
Manamai, ECR, TN.
Hyderabad



Warehouse located:
Madhavaram, Chennai
Manamai, ECR, TN
Portblair



+91 44 25324615
+91 44 25321159
+91 44 26414960



+ 91 98 40 30 50 70



sales@nitinwiregroup.com